


# Visual Calculator





Manual

Self Practice

Teacher's Mode



Manual

Self Practice

Teacher's Mode



Manual

Self Practice

Teacher's Mode



Manual

Self Practice

Teacher's Mode



Manual

Self Practice

Teacher's Mode



Visual Practice  
+/-

Visual Practice  
x/+

Listening  
Practice

## 1. Download the Software


1. Goto website: [www.visualcalculator.in](http://www.visualcalculator.in)
2. Click on Download Visual Calculator

# Visual Calculator 9.3

(Dax's Practice Den)

Now practice Arithmetic Calculations at home with ease.

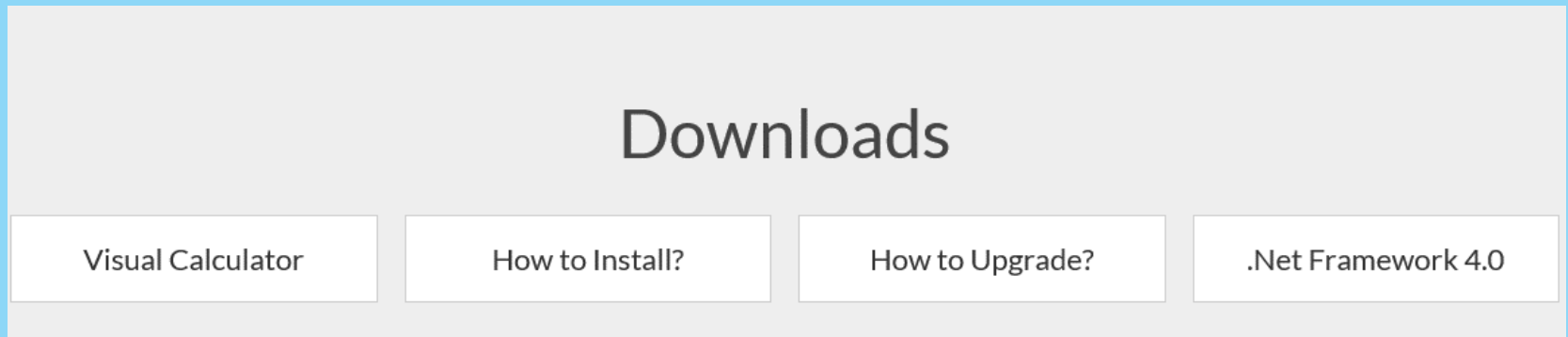
Download Visual Calculator



## 2. Download Section

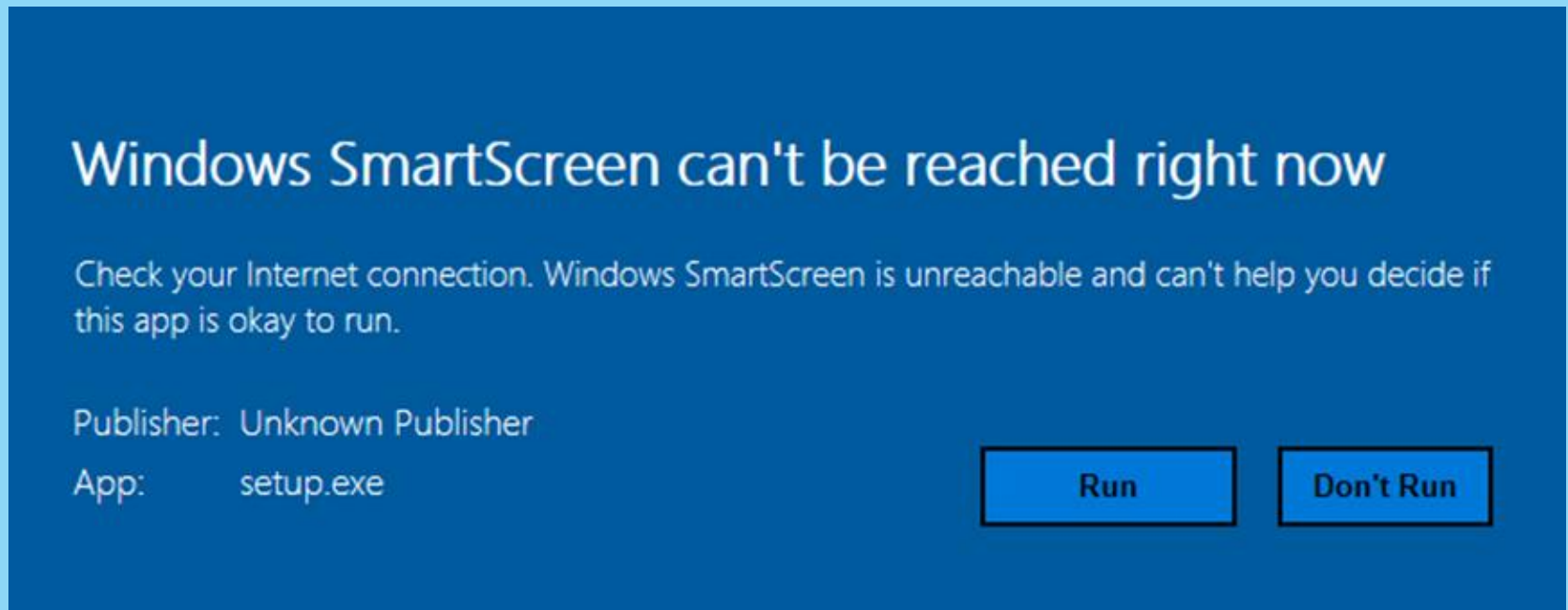
### 1. In the download section

1. Visual Calculator – Contains Installation Zip File
2. How to Install – Contains Manual to Install the Visual Calculator
3. How to Upgrade – Contains Manual to Reinstall.
4. .Net Framework 4.0 – Old PCs working on XP has .Net Framework 2.0. So you may need to you to upgrade the .Net Framework. Installation file for upgrade is available here.



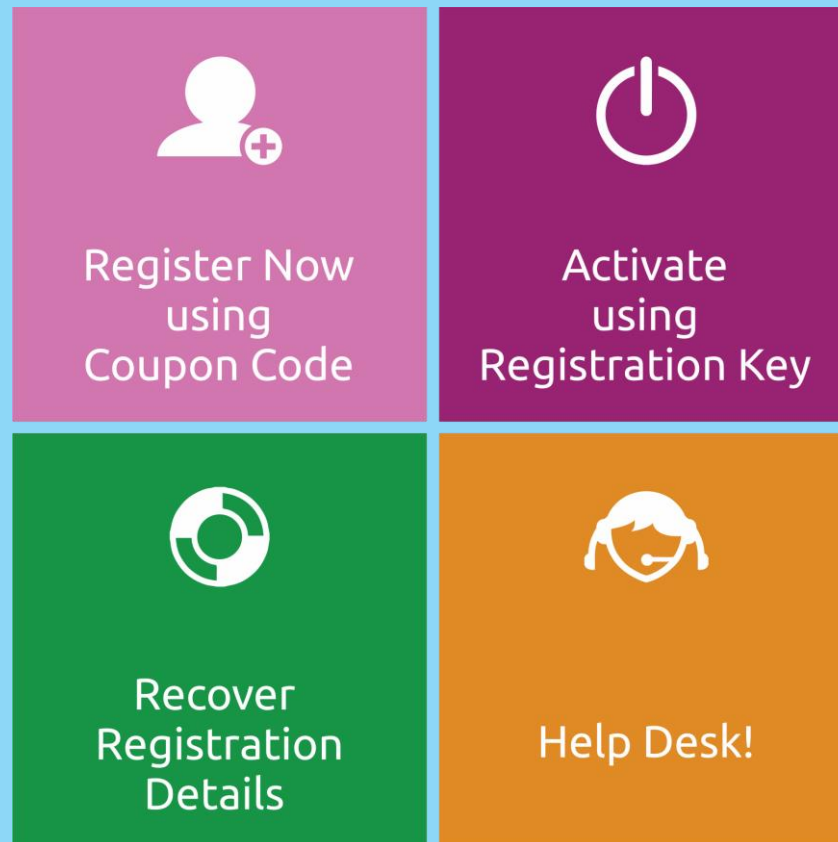
### 3. Installation

1. Unzip the Installation File.
2. Run DPDs.msi
3. In case you get security warning. Ignore and Click RUN. For some machines you will get "MORE INFO" and then press Run. Any other Security Warning can be ignored.



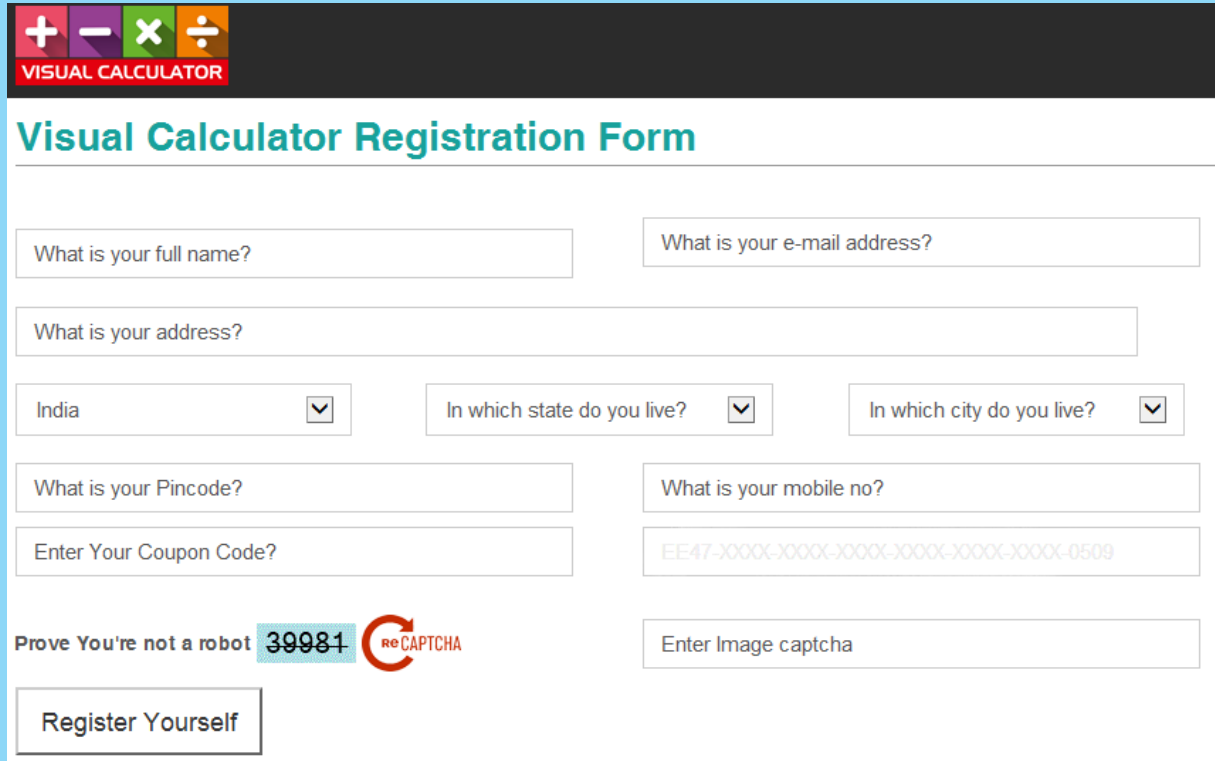
## 4. Registration

1. Once installation is complete. Run Visual Calculator. You would need Internet Connectivity. You would get the following screen.
2. We assume that you already have procured the coupon code. Click on Register Now.



## 5. Fill in Registration Details

1. Fill the Visual Calculator Registration Form and Register Yourself.



The image shows a registration form for Visual Calculator. At the top, there is a black header with four colored squares (red, purple, green, orange) containing mathematical symbols: a plus sign, a minus sign, a multiplication sign, and a division sign. Below these squares, the text "VISUAL CALCULATOR" is written in white. The main title of the form is "Visual Calculator Registration Form" in a teal color. The form contains several input fields and dropdown menus. The fields are: "What is your full name?", "What is your e-mail address?", "What is your address?", "What is your Pincode?", "Enter Your Coupon Code?", "What is your mobile no?", and "Enter Image captcha". There are three dropdown menus: "India", "In which state do you live?", and "In which city do you live?". A reCAPTCHA logo is visible, showing the text "Prove You're not a robot" and the number "39981". A "Register Yourself" button is located at the bottom left of the form.

**+** **-** **x** **÷**  
VISUAL CALCULATOR

### Visual Calculator Registration Form

What is your full name?

What is your e-mail address?

What is your address?

India

In which state do you live?


In which city do you live?

What is your Pincode?

What is your mobile no?

Enter Your Coupon Code?

EE47-XXXX-XXXX-XXXX-XXXX-XXXX-0509

Prove You're not a robot **39981** 

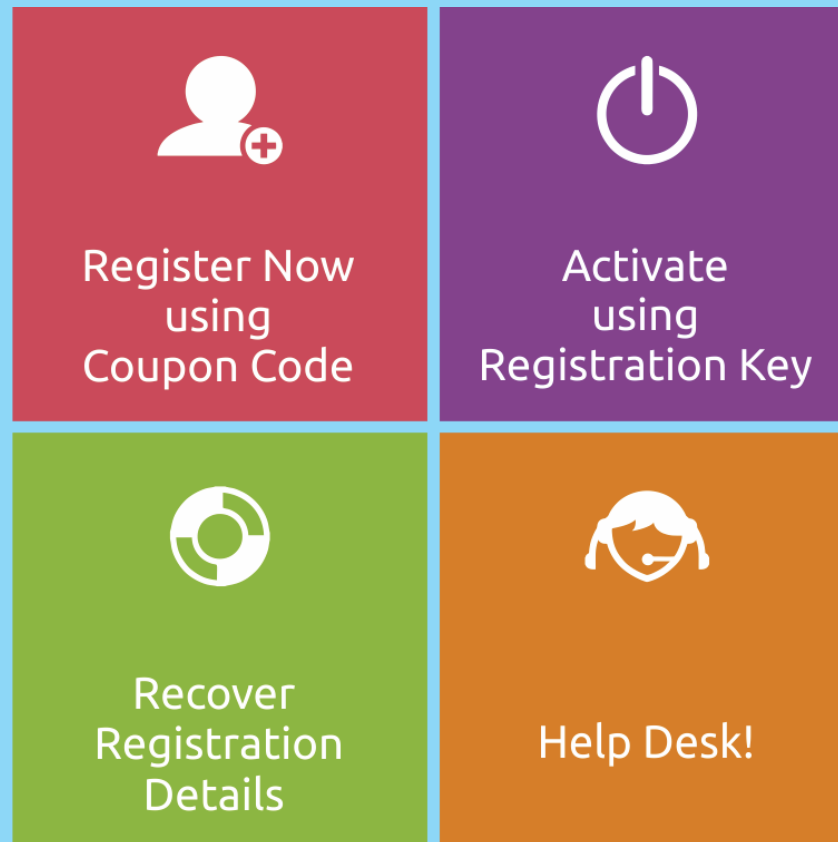
Enter Image captcha

Register Yourself



## 6. Check your Mail

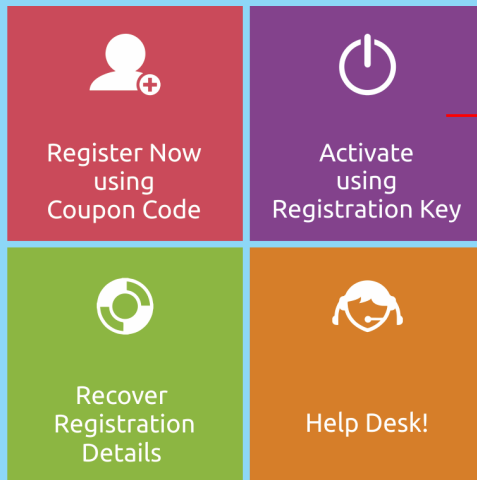
1. Check you mail. You would have received an email from [info@visualcalculator.in](mailto:info@visualcalculator.in).
2. The mail would carry a Registration Key ending with ==
3. In case you have entered an incorrect email id, raise a request at Help Desk!





## 7. Activate

1. Click on Activate.
2. Enter Your Email and Registration Key. Your Software will be activated.
3. Happy Calculating!!



VISUAL CALCULATOR  
Ver 9.3

### Software Registration

Registered Email Id

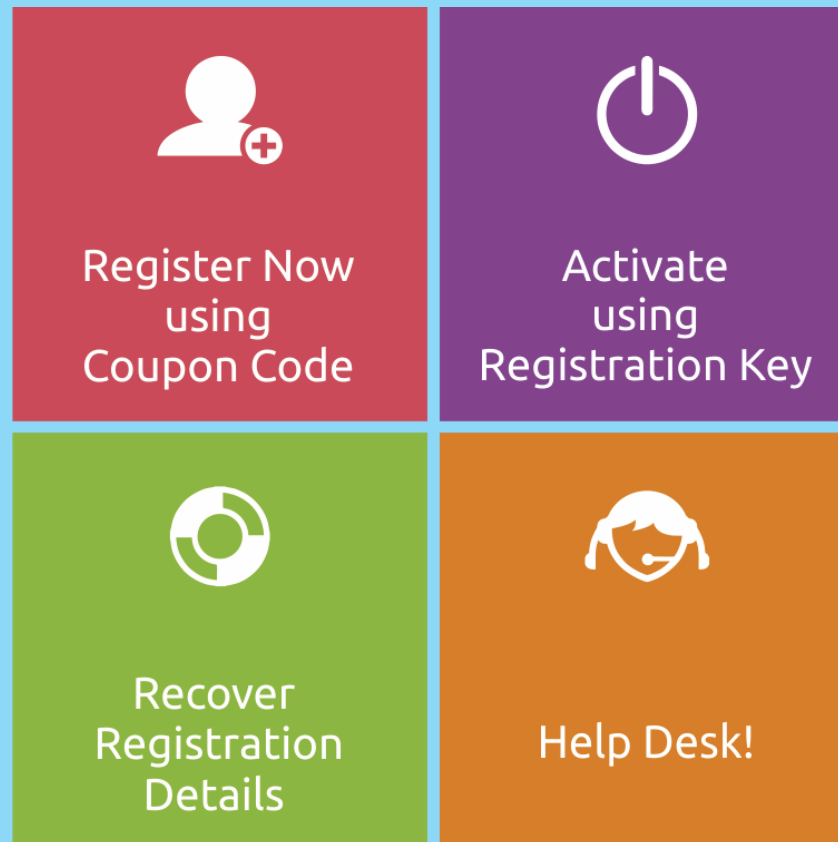
Registration Key   
for example MCG2M1EWqTB+5fwRNQcTQ==

Activate



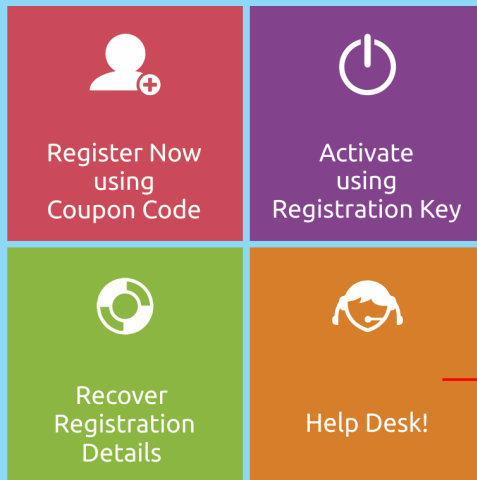
## 7. Reinstallation

1. If You are reinstalling on the same machine. You can activate using the Email Id and Old Registration Key.
2. If you face any issue, please raise a request using Help Desk.



## 7. Facing Problem

1. Help Desk!
2. Write to us and we will help you at your earliest.



+

-

x

÷

VISUAL CALCULATOR

### Ask for help

What is your e-mail address?

What is your mobile no?

EE47-XXXX-XXXX-XXXX-XXXX-XXXX-0509

Prove You're not a robot 95925 reCAPTCHA

Your Message

Your Coupon Code?

Enter Image captcha

Send your Message



## 8. Help

1. For any help, please write to us at: [info@visualcalculator.in](mailto:info@visualcalculator.in)